

PASHA Bank Turkey

Financial Institutions & Investor Relations Presentation

June 30, 2019

Content

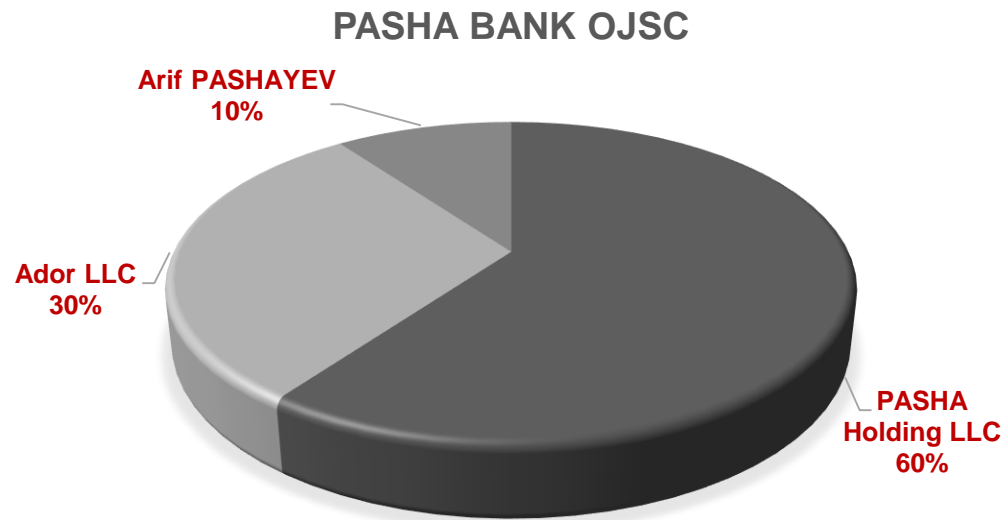
PASHA Bank Turkey	2
Strategy	9
Ratings	11
PASHA Holding	12
PASHA Group Banks	13

PASHA Bank Turkey

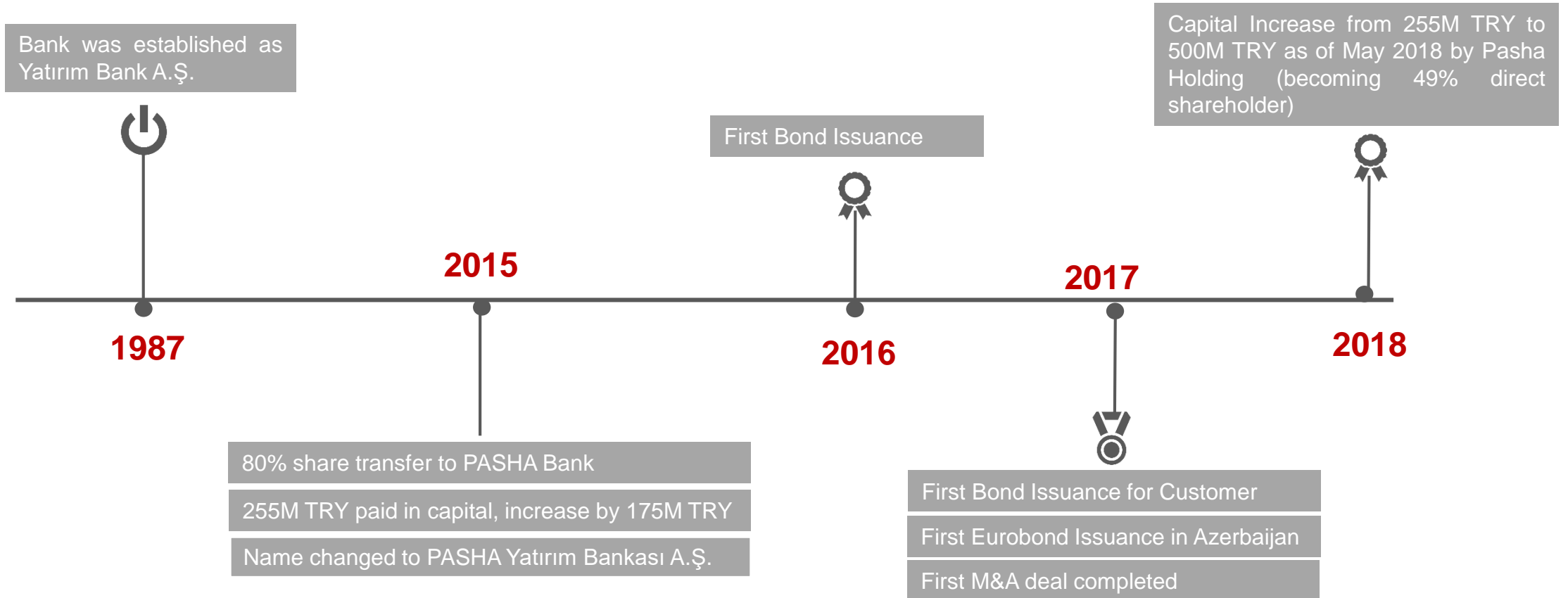


Shareholdership Structure

Title/Name	# of Shares	Amount (000' TRY)	Share (%)
PASHA Bank OJSC	254.795.121	254.795	50,96%
PASHA Holding LLC	245.000.000	245.000	49,00%
Other	204.879	205	0,04%
Total	500.000.000	500.000	100,00%

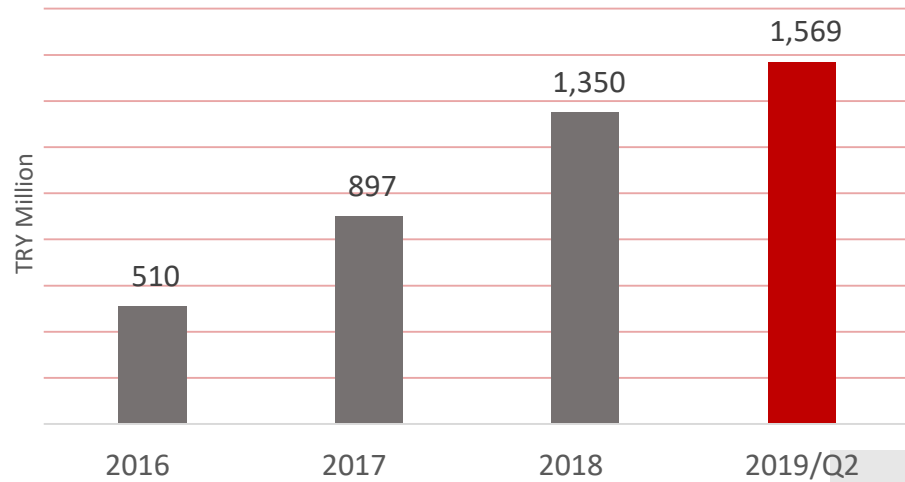


Milestones

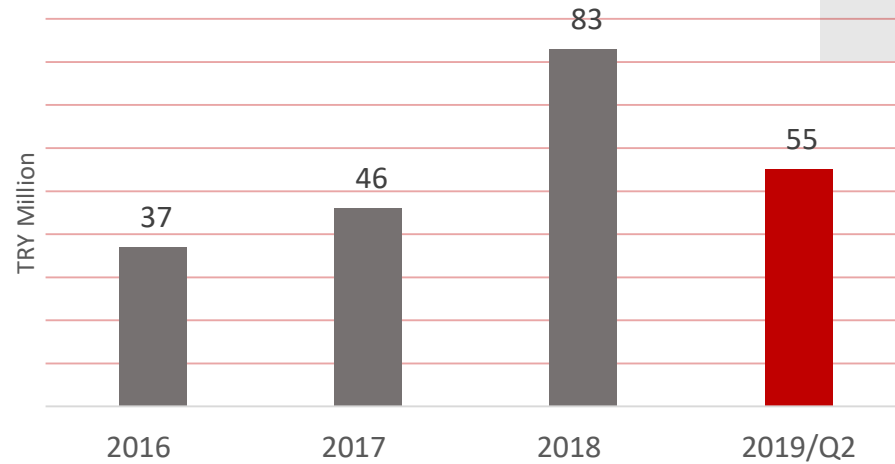


Main Financials

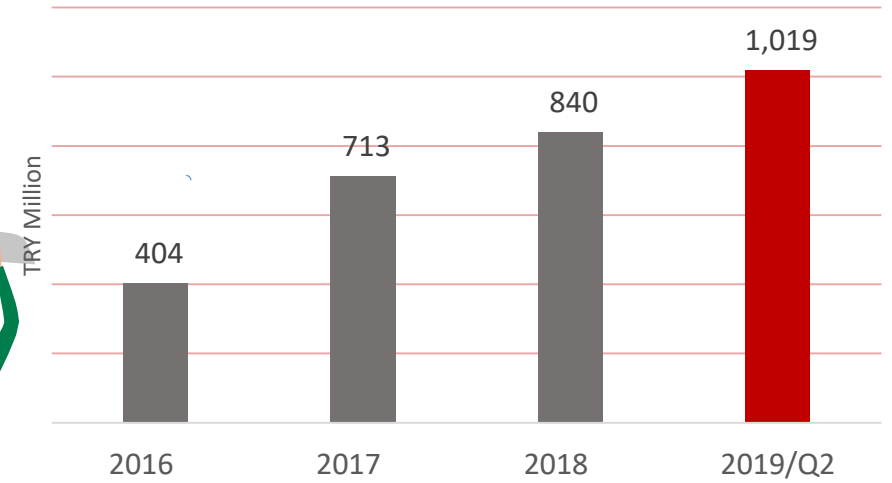
Total Assets




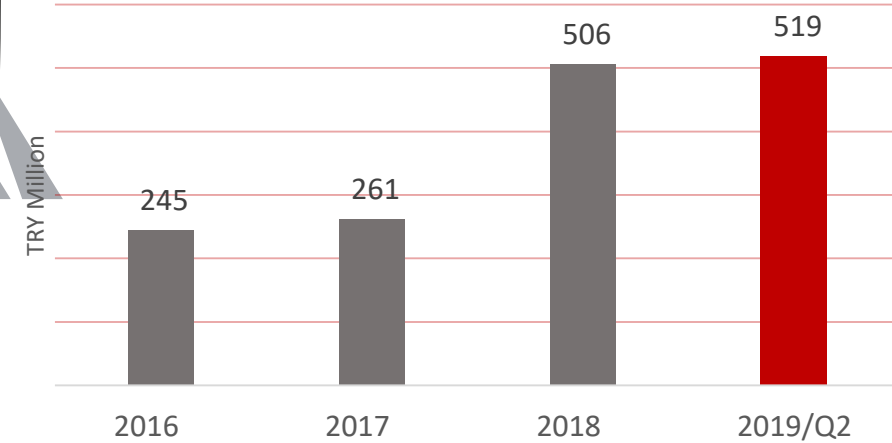
Operating Revenue



Credit (Cash&Leasing Receivables) Net



Total Equity

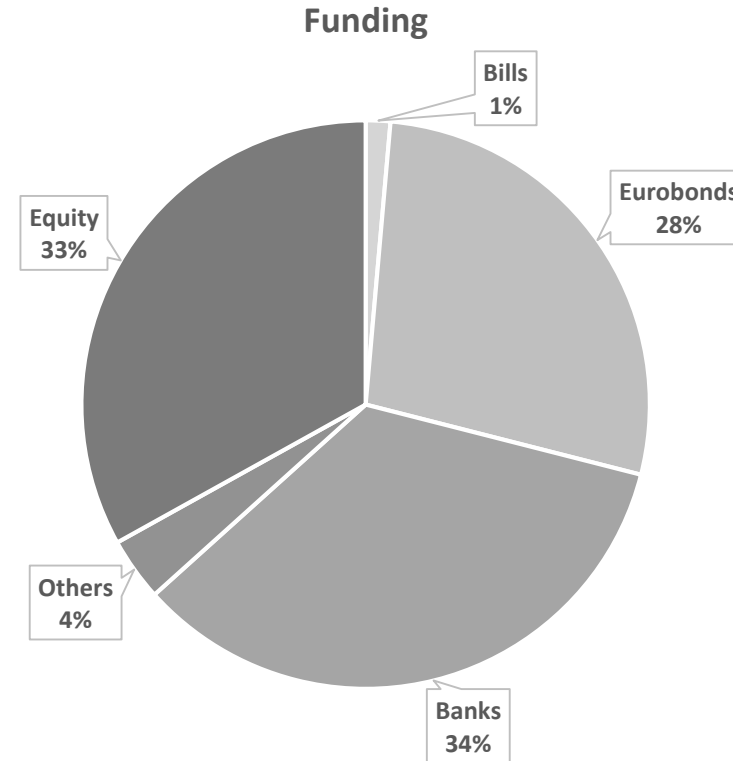
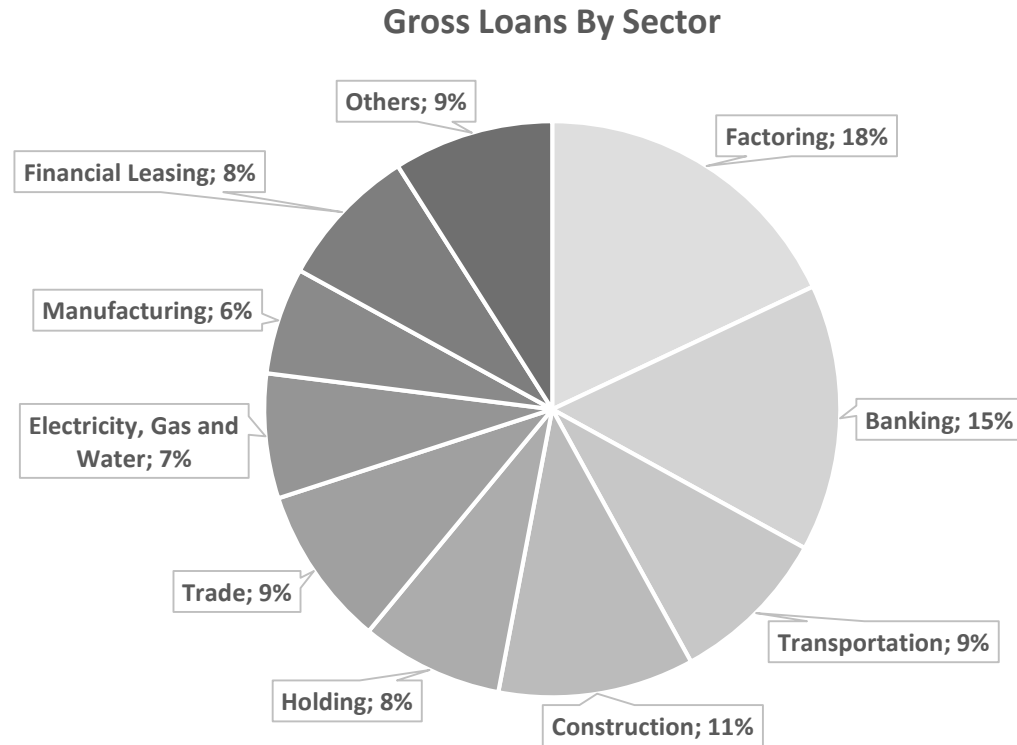


BS – P&L

Financials <small>in '000 TRY</small>	2016	2017	2018	2019/Q2
Cash & Cash Equivalents, Net	78,713	151,189	177,667	188,738
Cash Loans & Lease Receivables, Net	403,870	713,048	840,278	1,019,483
Investment Property	-	-	218,333	145,900
Total Assets	510,357	896,845	1,349,565	1,568,883
Borrowings	245,099	404,116	460,390	539,559
Debt Securities Issued, Net	-	181,741	318,492	454,251
Total Equity	244,658	260,607	505,657	518,663
Gross Operating Revenue	36,525	45,650	82,512	55,070
Net Income/(Loss)	14,005	16,008	(3,563)*	13,114

(*): Includes TL 42,2 million Provision for Decrease in Value of Real Estate

Breakdown of Portfolios

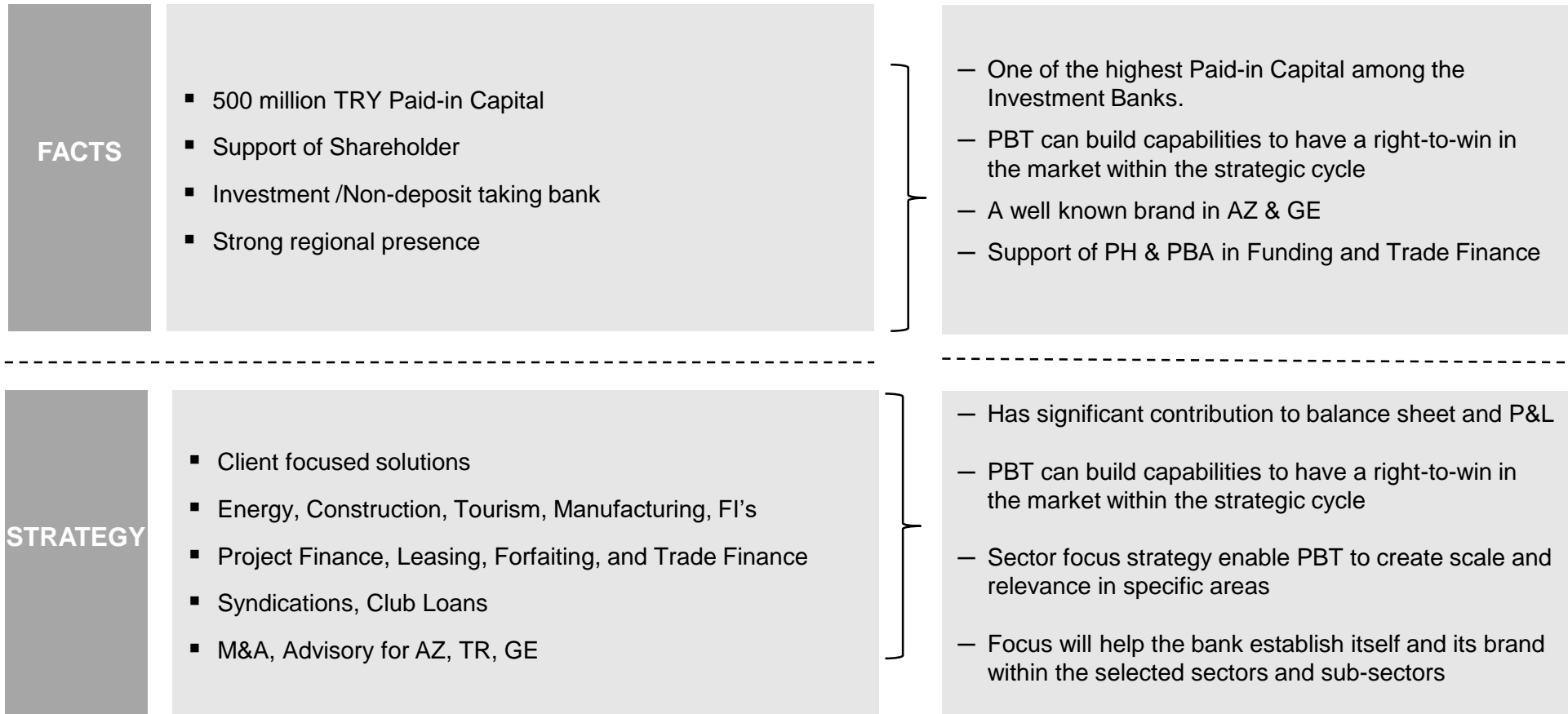


Ratios

Main Ratios	2016	2017	2018	2019/Q2
Equity / Assets	48.0%	29.1%	37.5%	33.1%
ROAE	5.9%	6.3%	-0.9% / 7.3%*	10.0%
ROAA	3.4%	2.3%	-0.3% / 2.6%*	1.8%
Cost / Income	45.5%	48.2%	84% / 33%*	27.7%
CAR	53.9%	31.4%	37.9%	33.6%
NPL	0%	0%	0.3%	0.5%
Cash Loans / Total Assets	79.1%	79.5%	62.3%	65.0%

(*): excluding TL 42.2 M impairment loss caused by the building acquired.

Facts & Strategy (2018-2020)



Funding Strategy (2018-2020)

CAPITAL	▪ 500 million TRY Paid-in Capital
TRY BOND	▪ Up to 300 million TRY till 2020
EUROBOND	▪ 125 million USD (75 million USD issued as of 30/06/2019)
MM	▪ 150 million TRY
SYNDICATION & CLUB LOANS	▪ Up to USD 10 million until 2020

Ratings



Corporate Governance Rating

PASHA Bank Turkey has been graded by independent rating agency and received **9.11** (out of 10) rating note as of June 2019 for its compliance with the corporate governance principles in terms of Shareholder, Public Disclosure and Transparency, Stakeholders, Board of Directors.

PASHA Bank Turkey has stood in the 1st Group of the World Corporate Governance Index (WCGI).









Credit Rating

Fitch Ratings has affirmed the National Long-Term Rating Pasha Bank Turkey on June 12, 2019 at '**BBB+(tur)**'. The Outlook is Stable.

PASHA Holding



PASHA Holding Group Ownership

 PASHA Bank	60%
 PASHA Insurance	100%
 PASHA Travel	60%
 PASHA Construction	60%
 PASHA Life	100%
 PASHA Development	100%
 Absheron hotel group	100%
 Kapital Bank	99,84%

PASHA Group Banks

PASHA BANK AZERBAIJAN in USD M	2018
Loans to Customers	790
Assets	2.770
Equity	265
P&L	45
ROAE	17%

PASHA BANK GEORGIA in USD M	2018
Loans to Customers	44
Assets	122
Equity	41
P&L	1
ROAE	3%



KAPITAL BANK AZERBAIJAN in USD M	2018
Loans to Customers	829
Assets	2.237
Equity	270
P&L	89
ROAE	36%

PASHA BANK TURKEY in USD M	2018
Loans to Customers	159
Assets	256
Equity	96
P&L	-1
ROAE	n.a.

Disclaimer

All kinds of tables, analyses, graphics, and other information and documents located in the presentation have been prepared only for information purposes by PASHA YATIRIM BANKASI A.Ş. without having received any benefits and their accuracy and content are not guaranteed. Therefore, it is recommended to verify the accuracy of information before using the information, opinions, analyses, and tables obtained from this presentation. PASHA YATIRIM BANKASI A.Ş. and the Bank's employees cannot be held responsible for any direct and / or indirect material and moral damages and costs to arise as well as the damages that third parties may suffer due to the transactions made on the basis of such tables, analyses, graphics, and other information.

PASHA YATIRIM BANKASI A.Ş. cannot be held liable for the errors, material or moral damages that may arise from the information and visual material contained in the contents of the presentation. All copyrights on the information and materials, registered trademarks, patents, intellectual and other property rights contained in the contents of the presentation, apart from the material owned by third parties, are reserved by PASHA YATIRIM BANKASI A.Ş.

Financial Institutions & Investor Relations

Tel: +90 212 705 8900

Email: fi@pashabank.com.tr

Treasury

Tel: +90 212 705 8900

Email: treasury@pashabank.com.tr

SWIFT: PAHATRISXXX

BLOOMBERG: YATT

Thank you...



PASHA Bank Turkey, Eski Büyükdere Caddesi No:59 PASHA Plaza, Kat:5 34415 Kağıthane, İstanbul
+90 (212) 705 89 00 www.pashabank.com.tr