

PASHA Bank Turkey


Financial Institutions & Investor Relations Presentation

June 30, 2020

Content

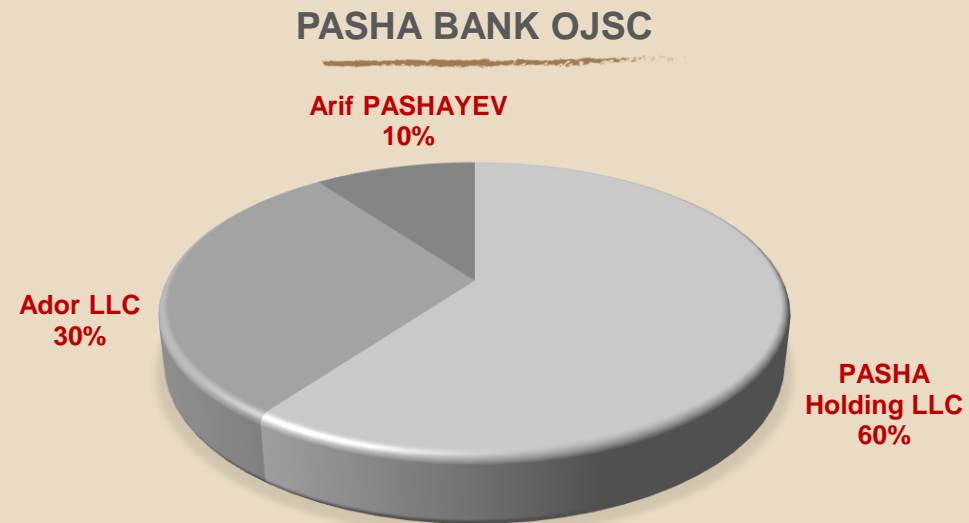
PASHA Bank Turkey	2
Strategy	9
Ratings	10
PASHA Holding	11
PASHA Group Banks	12

PASHA Bank Turkey

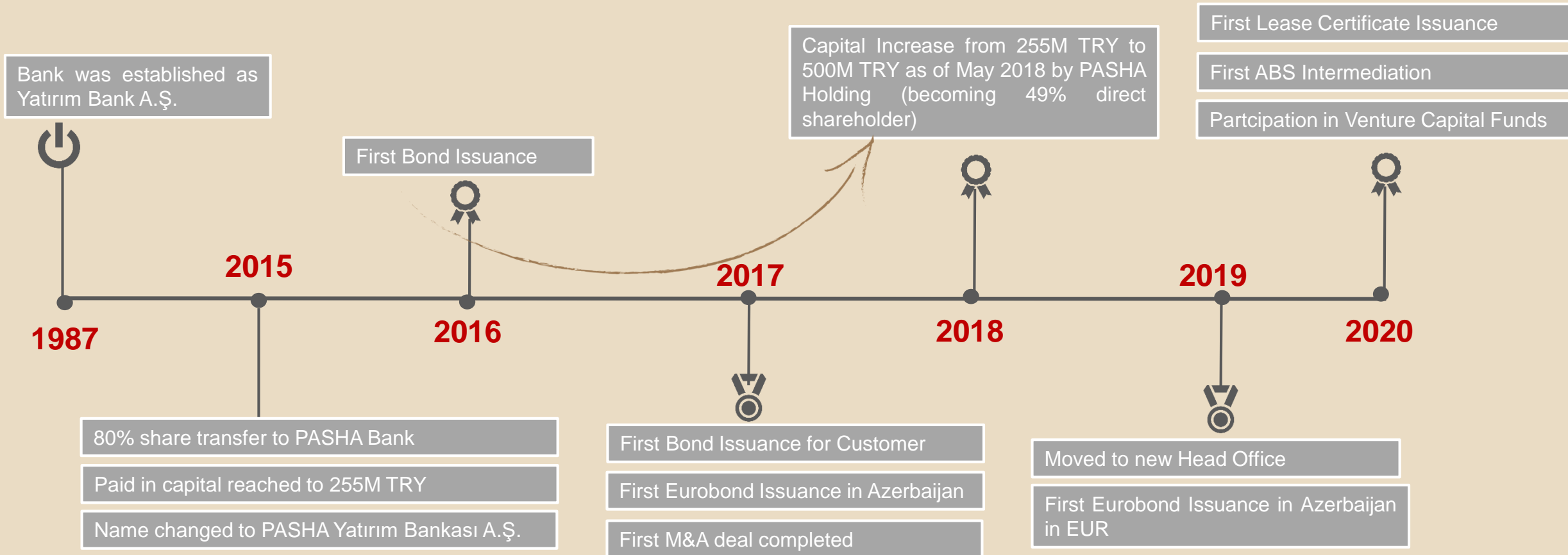


Shareholdership Structure

Title/Name	# of Shares	Amount (000' TRY)	Share (%)
PASHA Bank OJSC	254.795.121	254.795	50,96%
PASHA Holding LLC	245.000.000	245.000	49,00%
Other	204.879	205	0,04%
Total	500.000.000	500.000	100,00%

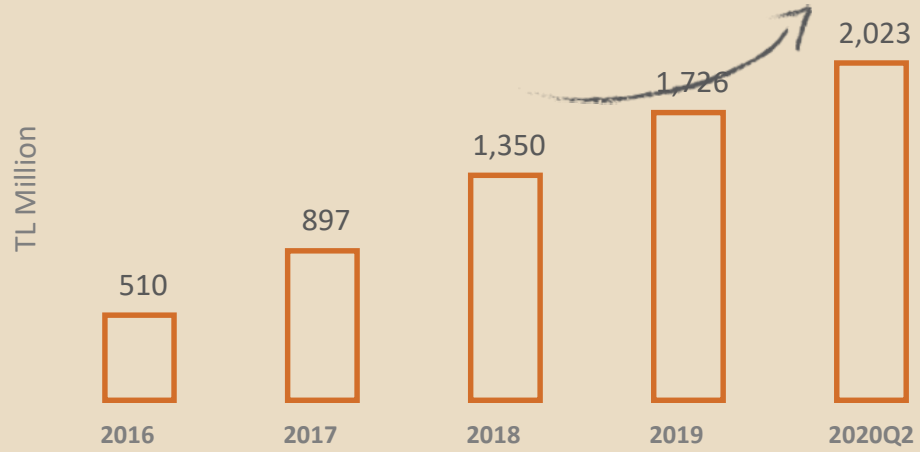


Milestones

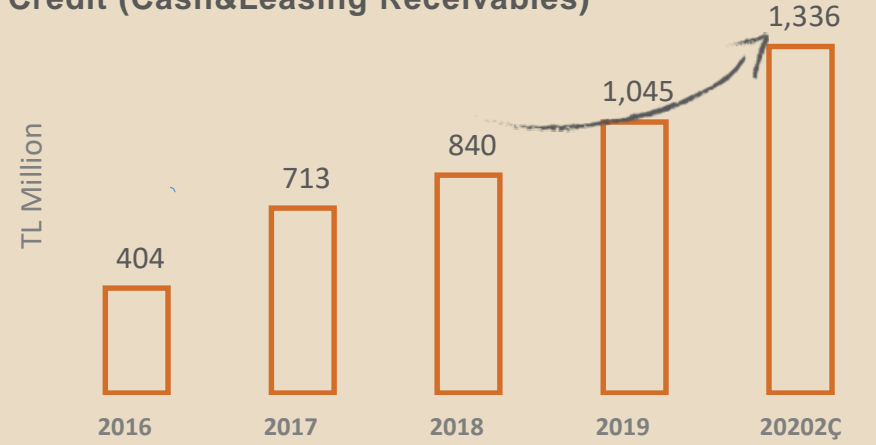


Main Financials

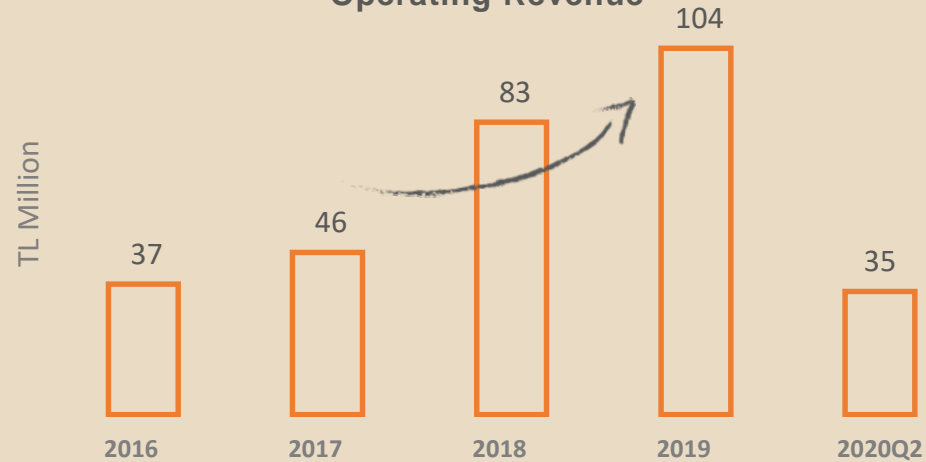
Total Assets



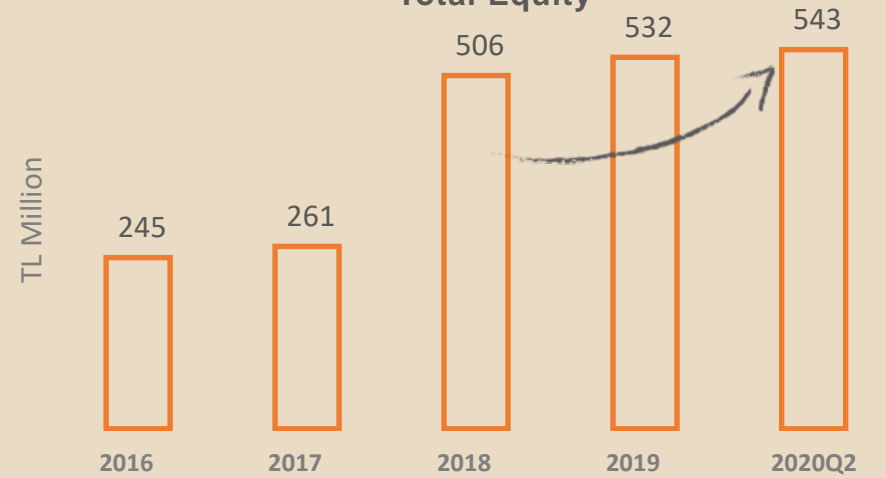
Credit (Cash&Leasing Receivables)



Operating Revenue



Total Equity



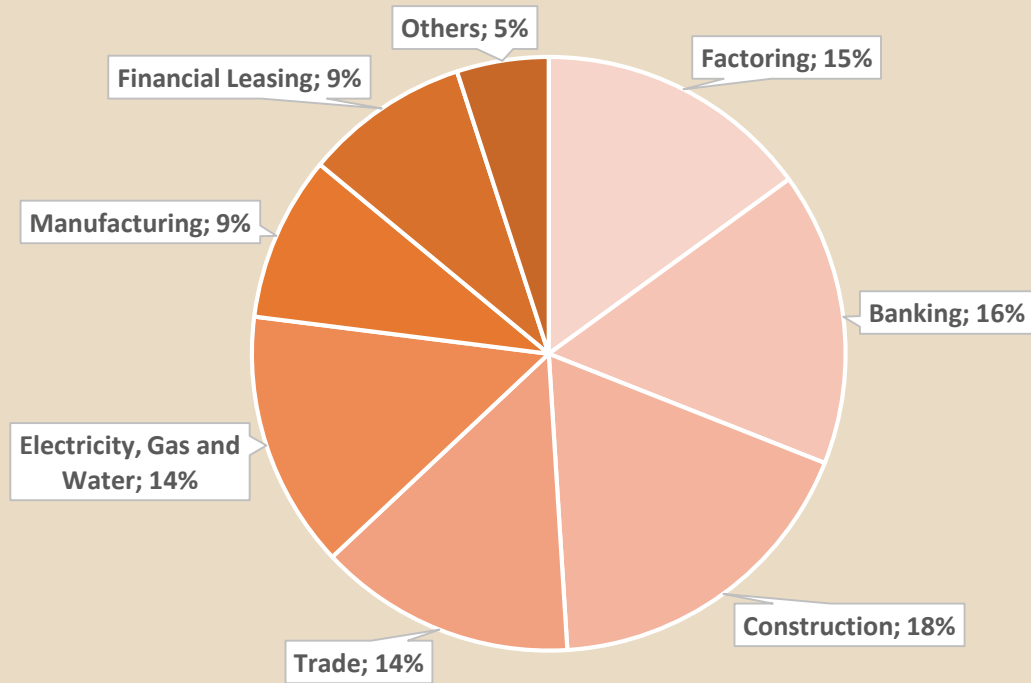
BS – P&L

Financials in '000 TRY	2016	2017	2018	2019	2020Q2
Cash & Cash Equivalents, Net	78,713	151,189	177,667	313,522	301,187
Cash Loans & Lease Receivables, Net	403,870	713,048	840,278	1,045,060	1,336,132
Investment Property	-	-	218,333	145,599	145,342
Total Assets	510,357	896,845	1,349,565	1,725,503	2,022,566
Borrowings	245,099	404,116	460,390	666,655	759,145
Debt Securities Issued, Net	-	181,741	318,492	475,964	621,826
Total Equity	244,658	260,607	505,657	531,610	542,822
Gross Operating Revenue	36,525	45,650	82,512	103,550	20,174
Net Income/(Loss)	14,005	16,008	(3,563)*	25,691	11,117

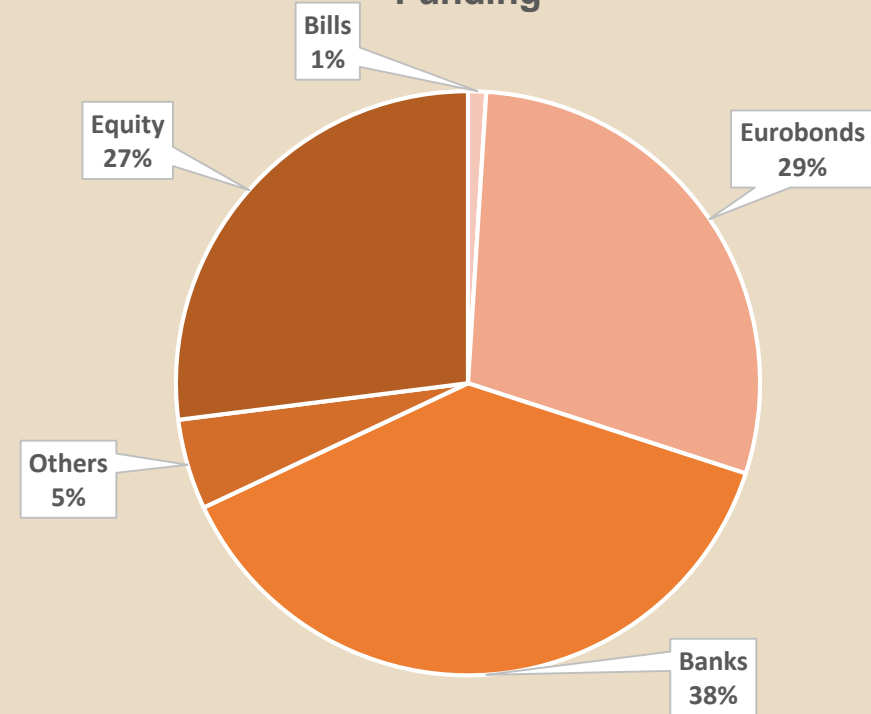
(*): Includes TL 42,2 million Provision for Decrease in Value of Real Estate

Breakdown of Portfolios (2020Q2)

Gross Loans by Sector



Funding



Ratios

Main Ratios	2016	2017	2018	2019	2020Q2
Equity / Assets	48.0%	29.1%	37.5%	30.8%	26.8%
ROAE	5.9%	6.3%	7.3%*	9.5%*	7.7%*
ROAA	3.4%	2.3%	2.6%*	2.2%*	1.3%*
Cost / Income	45.5%	48.2%	33%*	29.4%*	43.9%*
CAR	53.9%	31.4%	37.9%	32.0%	26.5%
NPL	0%	0%	0.3%	3.2%	2.6%
Cash Loans ,net / Total Assets	79.1%	79.5%	62.3%	60.6%	66.1%

(*): excluding investment property.

Facts & Strategy (2018-2020)

FACTS

- 500 million TRY Paid-in Capital
- Support of Shareholder
- Investment /Non-deposit taking bank
- Strong regional presence

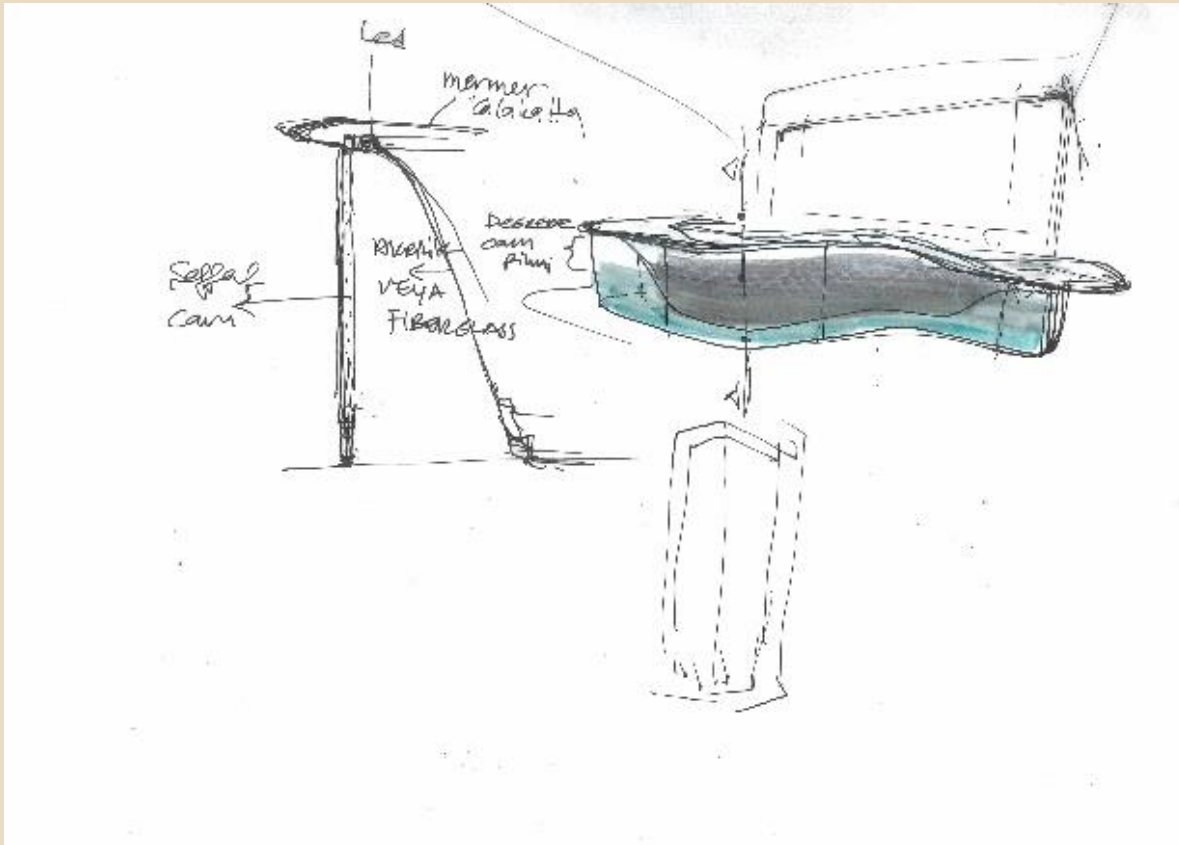
- One of the highest Paid-in Capital among the Investment Banks.
- A well known brand in AZ & GE
- Support of PH & PBA in Funding and Trade Finance

STRATEGY

- Client focused solutions
- Energy, Construction, Tourism, Manufacturing, FI's
- Project Finance, Leasing, Forfaiting, and Trade Finance
- Syndications, Club Loans
- M&A, Advisory for AZ, TR, GE

- Has significant contribution to balance sheet and P&L
- PBT can build capabilities to have a right-to-win in the market within the strategic cycle
- Sector focus strategy enable PBT to create scale and relevance in specific areas
- Focus will help the bank establish itself and its brand within the selected sectors and sub-sectors

Ratings



Credit Rating









Fitch Ratings has affirmed the National Long-Term Rating of PASHA Bank Turkey on December 20, 2019 at '**BBB+(tur)**'. The Outlook is Stable.

Corporate Governance Rating

JCR Eurasia Rating, has assigned PASHA Bank Turkey an overall compliance score of **(9.20)** with CMB Corporate Governance Principles along with a **(Stable)** outlook on June 18, 2020.

PASHA Holding

PASHA Holding Group Ownership

 PASHA Bank	60%
 PASHA Insurance	100%
 PASHA Travel	60%
 PASHA Construction	60%
 PASHA Life	100%
 PASHA Development	100%
 Absheron hotel group	100%
 Kapital Bank	99.84%

PASHA Group Banks

PASHA BANK AZERBAIJAN in USD M	2019
Loans to Customers	1,072
Assets	2.832
Equity	284
P&L	45
ROAE	39%

KAPITAL BANK AZERBAIJAN in USD M	2019
Loans to Customers	1,004
Assets	2.469
Equity	332
P&L	115
ROAE	56%

PASHA BANK GEORGIA in USD M	2019
Loans to Customers	104
Assets	172
Equity	36
P&L	-3
ROAE	-7%

PASHA BANK TURKEY in USD M	2019
Loans to Customers	176
Assets	290
Equity	89
P&L	4
ROAE	10%

Disclaimer

All kinds of tables, analyses, graphics, and other information and documents located in the presentation have been prepared only for information purposes by PASHA YATIRIM BANKASI A.Ş. without having received any benefits and their accuracy and content are not guaranteed. Therefore, it is recommended to verify the accuracy of information before using the information, opinions, analyses, and tables obtained from this presentation. PASHA YATIRIM BANKASI A.Ş. and the Bank's employees cannot be held responsible for any direct and / or indirect material and moral damages and costs to arise as well as the damages that third parties may suffer due to the transactions made on the basis of such tables, analyses, graphics, and other information.

PASHA YATIRIM BANKASI A.Ş. cannot be held liable for the errors, material or moral damages that may arise from the information and visual material contained in the contents of the presentation. All copyrights on the information and materials, registered trademarks, patents, intellectual and other property rights contained in the contents of the presentation, apart from the material owned by third parties, are reserved by PASHA YATIRIM BANKASI A.Ş.

Financial Institutions & Investor Relations

Phone: +90 212 705 8900

Email: fi@pashabank.com.tr

Treasury

Phone: +90 212 705 8900

Email: treasury@pashabank.com.tr

SWIFT: PAHATRISXXX

BLOOMBERG: YATT

Thank you...

PASHA Yatırım Bankası A.Ş. PASHA Plaza, Sultan Selim Mahallesi, Hümeyra Sokak, No:2/7 34415
Kağıthane, İstanbul

+90 (212) 705 89 00 www.pashabank.com.tr